


[2016-NEW! Premium 70q 300-370 Exam Questions Download From PassLeader (Question 31 – Question 45)

Pass 300-370 exam easily by learning PassLeader 300-370 dumps today! PassLeader now are offering the newest 300-370 exam dumps, the PassLeader 300-370 practice tests contain all real 300-370 exam questions, 100% valid now! PassLeader now supply both 300-370 VCE dumps and 300-370 PDF dumps, which are really the best 300-370 study materials! Welcome to choose PassLeader 300-370 braindumps! First Try, First Pass! keywords: 300-370 exam,70q 300-370 exam dumps,70q 300-370 exam questions,300-370 pdf dumps,300-370 practice test,300-370 vce dumps,300-370 study guide,300-370 braindumps,Troubleshooting Cisco Wireless Enterprise Networks Exam P.S. Download Free 300-370 PDF Dumps From Google Drive:

https://drive.google.com/open?id=0B-ob6L_QjGLpM3ZXaF9TdZSeUU QUESTION 31An engineer is troubleshooting AP join issues on a wireless infrastructure. While gathering debugs, the engineer notices that one of the commands may generate an excessive an excessive amount of data on the console. Which command causes this to occur? A. debug capwap detail enableB. debug capwap errors enableC. debug capwap info enableD. debug capwap events enableE. debug capwap packet enableF. debug capwap payload enable Answer: B QUESTION 32Drag and Drop QuestionDrag and drop the Layer 3 WLAN controller mutual authentication join process events on the left into the order in which they occur on the right Not all options are used.

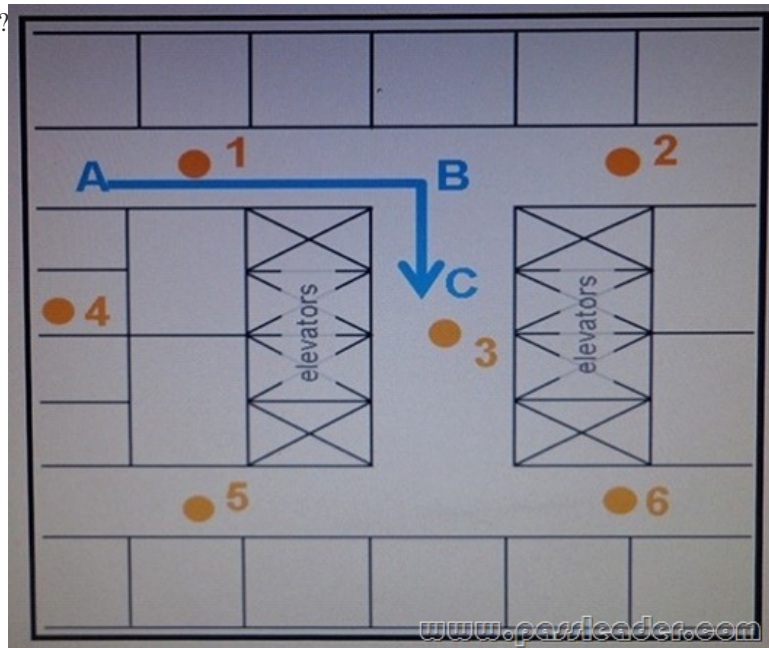


Answer:

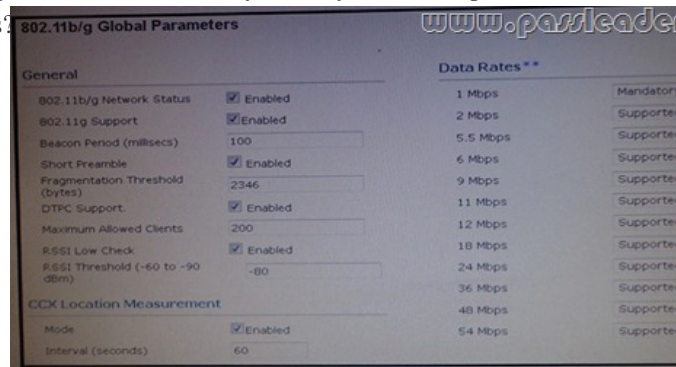


QUESTION 33A WLAN was installed at a high AP density. DTPC is lowering the transmit power of many APs too low. Which change in the DTPC transmit power threshold must be made to allow APs to globally increase AP transmit power by 3dBm? A. from 70 dBm to 73 dBmB. from -70 dBm to -73 dBmC. from 70 dBm to 67 dBmD. from -70 dBm to -67 dBm Answer: D QUESTION 34A user reports being unable to connect to a server with a certain program while connected to wireless. Wh.ch troubleshooting methodology can be used to begin the troubleshooting process? A. top-downB. shoot from the hipC. follow the pathD. bottom-upE. divide and conquer Answer: A QUESTION 35A client is failing EAP authentication and a debug shows that the server is sending an Access-Reject message. Which action must you take to resolve authentication? A. Verify that the Validate server certificate on the client is disabled.B. Verify that the client certificates are from the proper CA and server certificate.C. Verify that the client server certificate has the proper Windows OIDs.D. Verify that the user account is the same in the client certificate.E. Verify that the user is using the same password that is on the server. Answer: B QUESTION 36When implementing interface groups, how are the IP addresses sourced via DHCP for wireless clients? A. through the primary interface of the groupB. through round robin between interfacesC. through interface group definitionD. through the interface receiving the first response Answer: B QUESTION 37Which three steps would a network engineer use to troubleshoot an AP join problem? (Choose three.) A. Validate the STP configuration.B. Verify the ping AP from the controller.C. Verify the ping AP from the client.D. Verify that the AP is getting an address from the DHCP server.E. I Validate the SNMP configuration.F. Verify the authentication configuration parameters. Answer: ABF QUESTION 38An engineer has run the debug dhcp packet enable command on the wireless

LAN controller CLI. Which field contacts the IP address offered to the client? A. siaddrB. ciaddrC. chaddrD. yiaddrE. giaddr Answer: C QUESTION 39Refer to the exhibit. Access points are deployed in an office building and users report that the real-time communications quality of experience is poor when users walk between the elevators. The elevators are a heavy metallic obstacle, and AP 3 was installed to cover the elevator area, which AP 1 and AP 2 signal does not reach. Communications are captured for a user walking from point A to point C, and it is observed that the user iPhone device suddenly scans all bands and then roams from AP 1 to AP 3 somewhere between points B and C. WLAN is set to 5 GHz only. Open, default rate configuration. Which action improves the real-time application quality of experience in this area?



A. Enable 802.11v on the WLANB. Enable 802.11r on the WLANC. Enable 802.11k on the WLAND. Move AP 2 to point B Answer: B QUESTION 40A mobile workstation in a factory contains an AP that is configured as a workgroup bridge. When the workstation moves, it loses connectivity and disrupts operation. What can the engineer implement to minimize roaming problems? A. Use 802.1X authentication.B. Use Cisco Centralized Key Management for fast roaming.C. Use AES for encryption.D. Use the mobile station command. Answer: B QUESTION 41Refer to the exhibit. A new wireless deployment with high AP density is experiencing high latency and connectivity issues on the 24 GHz band, despite an initial site survey done by a certified partner. Which option is the most impactful change a wireless consultant recommends?



A. Increase the fragmentation threshold to allow larger packets over the air.B. Reduce the beacon period because it reduces the RF interference.C. Disable lower data rate, such as 1 Mbps and 2 Mbps.D. Disable the short preamble.E. Disable 802.11g support to reduce interference. Answer: C QUESTION 42An engineer is concerned about rogue-on-wire and wants to enable port security. Which guideline must the engineer follow? A. Configure Switched Port Analyzer destination ports as secure.B. Use 802.1x with port security to prevent MAC spoofing.C. Enable port security on dynamic access ports.D. Employ static MAC address configuration for APs with port security. Answer: A QUESTION 43An alarm is reporting that one of four ports of a lag group have gone down on a wireless LAN controller. Which troubleshooting methodology can be used to begin the troubleshooting process? A. shoot from the hipB. bottom-upC. top-downD. follow the pathE. divide and conquer Answer: B QUESTION

44 Which ports require unrestricted port access for CleanAir RF spectrum analysis between the AP and Cisco Spectrum Expert? A. UDP 5246 and 5247 B. UDP 37540 and 37550 C. TCP 16113 and 16114 D. TCP 37540 and 37550 E. TCP 5246 and 5247 F. UDP 16113 and 16114 Answer: D QUESTION 45 Refer to the exhibit. A client reports being unable to log into the wireless network, which uses PEAPv2. Which two issues appear in the output? (Choose two)

```
Dec 7 13:56:09.373: dot11_auth_dot1x_start: in the dot11_auth_dot1x_start
Dec 7 13:56:09.373: dot11_auth_dot1x_send_id_req_to_client:
    sending identity request for 0040.96a0.3758
Dec 7 13:56:09.374: dot11_auth_dot1x_send_id_req_to_client:
    Started timer client_timeout 30 seconds
Dec 7 13:56:39.358: dot11_auth_dot1x_run_fsm:
    Executing Action(CLIENT_WAIT, TIMEOUT) for 0040.96a0.3758
Dec 7 13:56:39.358: dot11_auth_dot1x_send_client_fail:
    Authentication failed for 0040.96a0.3758
Dec 7 13:56:39.358: *DOT11-7-AUTH_FAILED:
    Station 0040.96a0.3758 Authentication failed
```

A. The AP has the incorrect RADIUS server address B. There is a problem with the client supplicant C. The AP has lost IP connectivity to the authentication server D. The authentication server is misconfigured on the controller E. The EAP client timeout value should be increased F. The authentication server is misconfigured in the WLAN Answer: AC Download the newest PassLeader 300-370 dumps from [passleader.com](http://www.passleader.com/300-370.html) now! 100% Pass Guarantee! 300-370 PDF dumps & 300-370 VCE dumps: <http://www.passleader.com/300-370.html> (70 Q&As) (New Questions Are 100% Available and Wrong Answers Have Been Corrected!) P.S. Free 300-370 PDF dumps download from Google Drive: https://drive.google.com/open?id=0B-ob6L_QjGLpM3ZXaF9TdmZSeUU