

[2016-NEW! Free and Premium PassLeader 70-347 Exam Questions (Total 152q) (Question 21 & Question 40)

Get New Valid 70-347 Exam Dumps To Pass Exam Easily: The following new 70-347 exam questions were updated in recent days by PassLeader, visit passleader.com to get the full version of new 152q 70-347 exam dumps with free version of new VCE Player software, our valid 70-347 braindumps will help you passing 70-347 exam easily! 70-347 PDF practice test and VCE are all available now! keywords: 70-347 exam,152q 70-347 exam dumps,152q 70-347 exam questions,70-347 pdf dumps,70-347 vce dumps,70-347 braindumps,70-347 practice tests,70-347 study guide,Enabling Office 365 Services Exam P.S. Download Free 70-347 PDF Dumps and Preview PassLeader 70-347 VCE Dumps At The End Of This Post!!! (Ctrl+End) QUESTION 21 Drag and Drop Question You are the Office 365 administrator for your company. Your company uses Microsoft SharePoint Online to share documents with internal and external users. A document associated with a bidding process was shared in the environment. Guest access to the document was provided to several vendors. The bidding process has now ended. You need to revoke vendor access to the document. Which four actions should you perform in sequence? To answer, move the appropriate actions from the list of actions to the answer area and arrange them in the correct order.

	Answer Area
In the Users and Permissions area, click Access requests and invitations .	
Next to the URL for the guest link, click the Delete button.	
In the properties window, click Withdraw .	
Go to the Site Settings page.	
Point to the document, and then click the associated Open Menu button.	
In the External User Invitations area, point to each vendor you want to uninvite, and then click the associated Open Menu button.	
Browse to the SharePoint library that contains the document.	
In the sentence Open to anyone with a guest link , click a guest link .	

www.passleader.com

Answer:

	Answer Area
In the Users and Permissions area, click Access requests and invitations .	Browse to the SharePoint library that contains the document.
Next to the URL for the guest link, click the Delete button.	Point to the document, and then click the associated Open Menu button.
In the properties window, click Withdraw .	In the sentence Open to anyone with a guest link , click a guest link .
Go to the Site Settings page.	Next to the URL for the guest link, click the Delete button.
Point to the document, and then click the associated Open Menu button.	
In the External User Invitations area, point to each vendor you want to uninvite, and then click the associated Open Menu button.	
Browse to the SharePoint library that contains the document.	
In the sentence Open to anyone with a guest link , click a guest link .	

www.passleader.com

QUESTION 22 Contoso, Ltd. has an Office 365 Enterprise E3 plan. Contoso uses the domain contoso.com for email and instant messaging (IM). Contoso requires that website visitors who go to <http://contoso.com> be directed to the company's Microsoft SharePoint Online public website. You need to configure Office 365 to redirect the website requests without affecting the company's email or IM. What should you do? A. In the SharePoint admin center, rename the public website to <http://contoso.com>. B. In the Office 365 admin center, change the domain purpose for contoso.com to SharePoint. C. On the authoritative DNS servers, add a CNAME record for contoso.com. D. In the Office 365 admin center, add a new subdomain. Then set up redirection for

<http://contoso.com> to the subdomain. Answer: D QUESTION 23 You manage client computing devices for a company. Office 365 was recently deployed for all employees in the sales department. company policy requires the installation of Office 365 ProPlus on all new client computing devices for sales department employees. The company recently purchased Surface Pro 2 devices for all sales department employees. You are testing a new Office deployment for a specific user on a Surface Pro 2. You are unable to activate Office on the Surface Pro 2. An error message states that the install limit has been reached. You need to activate Office 365 ProPlus on the Surface Pro 2 for the user. What should you do? A. Sign in to the Office 365 portal as the user and deactivate unused Office 365 ProPlus licenses. B. Sign in to the Office 365 admin center as an Office 365 administrator. Remove and then re-add the user's Office 365 ProPlus license. C. Install a licensed copy of Office Professional Plus 2013 that is covered under a volume licensing agreement. D. Sign in to the Office 365 admin center as an Office 365 administrator and deactivate unused Office 365 ProPlus licenses. Answer: A QUESTION 24 You are the Office 365 ProPlus administrator for your company. Each user is assigned an E3 license. All client computers are on a local area network. Users do not have administrative privileges on their client computers. You are configuring a network-based installation of the most recent version of Office for all client computers. You need to ensure that the installation process does not display any dialog boxes or require user input. Which option should you specify in the Configuration.xml file? A. `< Display Level = "Minimal" AcceptEULA="TRUE" />` B. `< Display Level="Silent" AcceptEULA="TRUE" />` C. `< Display Level="None" AcceptEULA="TRUE" />` D. `< Display Level = "Full" AcceptEULA="TRUE" />` Answer: C QUESTION 25 Drag and Drop Question You are an Office 365 migration consultant. Your company has been hired to migrate the legacy email solution of another company to Office 365. You are creating a migration plan for the two scenarios shown in the following table.

Scenario	Desktop operating system	Current Office version
1	Windows 7 with Service Pack 1	Office 2010
2	Windows 7	Office 365 ProPlus

You need to evaluate whether the client computer software supports Office 365. Which software requires action? To answer, drag the appropriate status to each target in the scenario table. Each status may be used once, more than once, or not at all. You may need to drag the split bar between panes or scroll to view content.

Answer Area		
Scenario	Operating system status	Office status
1		
2		

Answer:

Answer Area		
Scenario	Operating system status	Office status
1	Meets requirements	Office update required
2	Meets requirements	Meets requirements

QUESTION 26 Your company decides to migrate all users to Office 365. As part of the migration, Office 365 ProPlus will be installed on all client computers and the company will use Office Telemetry. You need to produce a report that contains the information collected by Office Telemetry. Which three types of information can you include in the report? Each correct answer presents part of the solution. A. Information about files that are not in the Most Recently Used list B. The names of add-ins and solutions that interact with Office C. The file names of Office files that are in the Most Recently Used list D. System information such as user name and computer name E. The contents of all files that are in the Most Recently Used list Answer: BCD QUESTION 27 A company is upgrading from Office 2010 to Office 365 ProPlus. The company plans to use the Telemetry Dashboard to identify document compatibility issues. You need to enable telemetry and immediately trigger data collection. Which two actions should you perform? Each correct answer presents part of the solution. A. Modify the AgentInitWait and AgentRandomDelay registry values on the client computers. B. Configure a Group Policy Object to turn on telemetry data collection in the User Configuration settings. C. Configure a Group Policy Object to turn on telemetry data collection in the Computer Configuration settings. D. Delete the contents of the telemetry shared folder. E. Run the gpupdate.exe /force command on the file server that hosts the telemetry shared folder. Answer: AB QUESTION 28 Your company hires a new human resources consultant. Corporate policy specifies the following requirements for consultants:- Consultants must supply their own laptops.- The company must supply an Office 365 cloud account.- Consultants may have access only to Microsoft Exchange Online, Microsoft SharePoint Online, and Office 365 ProPlus. In the Office 365 admin center, you create an account for the consultant and assign an E3

license to the account. You send instructions to the consultant for installing Office365 ProPlus on her laptop. The consultant signs in to the Office 365 portal and changes her password when prompted to do so. She successfully accesses her email by using Outlook Web App (OWA). She attempts to install Office 365 ProPlus, but is unable to do so. The Software page of the Office 365 portal displays the options shown in the following image. You need to ensure that the consultant can install Office 365 ProPlus. What should you do?



A. License the consultant's account for Office 365 ProPlus. B. License the consultant's account for Office Web Apps. C. Issue a corporate laptop to the consultant and have her restart the Office 365 ProPlus installation process on that laptop. D. Assign an E1 license to the consultant's account. Answer: A QUESTION 29 You are the Office 365 administrator for your company. The company environment includes Office 2007, Office 2010, Office 2013, Windows 7, and Windows 8. Office Telemetry logging has been enabled in the environment. The company plans to use coauthoring. You need to gather information about Microsoft Excel XLS real-time data (RTD) add-ins. Which two methods can you use to achieve this goal? Each correct answer presents a complete solution. A. Open workbooks by using Excel 2013 on client computers that run Windows 7. B. Open workbooks by using Excel 2013 on client computers that run Windows 8. C. Open workbooks by using Excel 2007 or Excel 2010 on client computers that run Windows 7. D. Open workbooks by using Excel 2007 or Excel 2010 on client computers that run Windows 8. Answer: AB QUESTION 30 Hotspot Question You are the Microsoft Exchange Online administrator for your company. The company has been using Exchange Online for over two years. Employees report that items are disappearing from their primary mailboxes. You discover that an old retention policy is enabled for the employee mailboxes. You need to ensure that items are not automatically removed from employees' primary mailboxes. How should you complete the relevant Windows PowerShell script? To answer, select the correct code segment from each list in the answer area.

Answer Area

\$UserMailboxes = [dropdown] -Filter {(RecipientTypeDetails -eq [dropdown])}

[dropdown]
Get-Mailbox
Set-Mailbox
New-Mailbox

[dropdown]
'User'
'UserMailbox'
'RecipientPolicy'

\$UserMailboxes | [dropdown] -RetentionPolicy [dropdown]

[dropdown]
Get-Mailbox
Set-Mailbox
New-Mailbox

[dropdown]
"
\$false
\$null

Answer:

Answer Area

\$UserMailboxes = [dropdown] -Filter {(RecipientTypeDetails -eq [dropdown])}

[dropdown]
Get-Mailbox
Set-Mailbox
New-Mailbox

[dropdown]
'User'
'UserMailbox'
'RecipientPolicy'

\$UserMailboxes | [dropdown] -RetentionPolicy [dropdown]

[dropdown]
Get-Mailbox
Set-Mailbox
New-Mailbox

[dropdown]
"
\$false
\$null

QUESTION 31 You are the Office 365 administrator for your company. You need to configure Microsoft Lync Online to disable alerts for voicemail and instant messages to Windows Phones. What should you do? A. Use the Set-CsHostedVoiceMailPolicy

Windows PowerShell cmdlet.B. Use the Set-CsPushNotificationConfiguration Windows PowerShell cmdlet.C. In the Lync admin center, select the Display presence information only to a user's contacts option.D. Use the Set-CsUser Windows PowerShell cmdlet. Answer: B QUESTION 32Hotspot QuestionYou are the Office 365 administrator for Contoso, Ltd. An employee with the user name User1 has requested a secondary email address of Alias1@contoso.com. You need to assign the secondary email address. How should you complete the relevant Windows PowerShell script? To answer, select the appropriate option from each list in the answer area.

Answer Area

<div><div></div><div>Set-Mailbox</div><div>Set-MailContact</div><div>Set-MailUser</div><div>Set-MsolUser</div></div>	-Identity	<div><div></div><div>Alias1@contoso.com</div><div>User1@contoso.com</div></div>	<div><div></div><div>-EmailAddresses</div><div>-SecondaryAddress</div></div>
--	-----------	---	--

www.passleader.com

"Alias1@contoso.com"

"Alias1@contoso.com,User1@contoso.com"

"User1@contoso.com"

"User1@contoso.com,Alias1@contoso.com"

Answer:

Answer Area

<div><div></div><div>Set-Mailbox</div><div>Set-MailContact</div><div>Set-MailUser</div><div>Set-MsolUser</div></div>	-Identity	<div><div></div><div>Alias1@contoso.com</div><div>User1@contoso.com</div></div>	<div><div></div><div>-EmailAddresses</div><div>-SecondaryAddress</div></div>
--	-----------	---	--

www.passleader.com

"Alias1@contoso.com"

"Alias1@contoso.com,User1@contoso.com"

"User1@contoso.com"

"User1@contoso.com,Alias1@contoso.com"

QUESTION 33Your company uses Microsoft Exchange Online. Employees frequently need to change their primary email addresses. The messaging operations team has requested a script to simplify the process of changing email addresses. The script must perform the following actions:- Obtain employee information from a .csv file that has a header line of UserPrincipalName, CurrentPrimaryAddress, NewPrimaryAddress.- Change employees' primary email addresses to the values in the NewPrimaryAddress column.- Retain employees' current email addresses as secondary addresses.You create the following Windows PowerShell script to read the .csv file. Line numbers are included for reference only. You need to complete the script to meet the requirements. Which Windows PowerShell command should you insert at line 06?

```
01 param ([string]$filename = $(throw "-filename is  
02 import-csv $filename | foreach-object {  
03     $UserPrincipalName = $_.UserPrincipalName  
04     $OldPrimary = $_.CurrentPrimaryAddress  
05     $NewPrimary = $_.NewPrimaryAddress  
06  
07 }
```

A. Set-Mailbox -Identity \$UserPrincipalName -WindowsEmailAddress\$NewPrimaryB. Set-Mailbox -Identity \$UserPrincipalName -PrimarySmtpAddress\$NewPrimaryC. Set-Mailbox -Identity \$UserPrincipalName -ExternalEmailAddress\$NewPrimaryD. Set-MailUser -Identity \$UserPrincipalName -EmailAddresses@{add="SMTP:" + "\$NewPrimary"; remove="SMTP:" + "\$OldPrimary"} Answer: A QUESTION 34Hotspot QuestionYou are the Microsoft Lync Online administrator for your company. Some authenticated users report that they must wait in the meeting lobby when they dial in to Lync meetings. You need to ensure that authenticated users can connect directly to Lync meetings without waiting in the meeting lobby. How should you complete the relevant Windows PowerShell script? To answer, select the appropriate option from each list in the answer area.

Answer Area

www.passleader.com

Get-CsMeetingConfiguration | Where-Object {
[] -eq [] } |
\$_.AdmitAnonymousUsersByDefault \$True
\$_.AssignedConferenceTypeByDefault \$False

Set-CsMeetingConfiguration -PstnCallersBypassLobby []
\$True
\$False

Answer:

Answer Area

www.passleader.com

Get-CsMeetingConfiguration | Where-Object {
[] -eq [] } |
\$_.AdmitAnonymousUsersByDefault \$True
\$_.AssignedConferenceTypeByDefault \$False

Set-CsMeetingConfiguration -PstnCallersBypassLobby []
\$True
\$False

QUESTION 35
Drag and Drop Question
You are the Office 365 administrator for your company. You need to generate a list of all Session Initiation Protocol (SIP) addresses. How should you complete the relevant Windows PowerShell script? To answer, drag the appropriate command segments to the correct targets. Each segment may be used once, more than once, or not at all. You may need to drag the split bar between panes or scroll to view content.

Answer Area

Get-Mailbox -ResultSize Unlimited |
[] [] []

{ \$_ -contains "SIP" }
{ \$_ -match "SIP" }
Select-Object
Where-Object
EmailAddresses
-ExpandProperty
PrimarySmtpAddress
-Property

www.passleader.com

Answer:

Answer Area

Get-Mailbox -ResultSize Unlimited |
[] [] []

{ \$_ -contains "SIP" }
{ \$_ -match "SIP" }
Select-Object
Where-Object
EmailAddresses
-ExpandProperty
PrimarySmtpAddress
-Property

www.passleader.com

QUESTION 36
Drag and Drop Question
You are deploying Office 365 for your organization. You are preparing to delegate permissions by using the built-in Microsoft Exchange Online role groups. You must assign teams to the roles that give them the least permissions while still allowing them to perform the following tasks:
Team 1: place mailboxes on Litigation Hold
Team 2: create retention tags and policies
Team 3: create and manage resource mailboxes
Team 4: update users' display names
Team 5: create and manage security groups
You need to delegate permissions to the teams. To which role group should you assign each team? To answer, drag the appropriate role group to the correct team. Each role group may be used once, more than once, or not at all. You may need to drag the split bar between panes or scroll to view content.

www.passleader.com

Discovery Management

Organization Management

Recipient Management

Records Management

Help Desk

Hygiene Management

Answer Area

Team	Exchange role group
Team 1	
Team 2	
Team 3	
Team 4	
Team 5	

Answer: www.passleader.com

Discovery Management

Organization Management

Recipient Management

Records Management

Help Desk

Hygiene Management

Answer Area

Team	Exchange role group
Team 1	Discovery Management
Team 2	Records Management
Team 3	Recipient Management
Team 4	Help Desk
Team 5	Organization Management

QUESTION 37 Hotspot Question You are the Office 365 administrator for your company's Microsoft Exchange Online environment. The company recently subscribed to the Office 365 Enterprise E3 plan. Employees currently archive old email messages in .pst files. The company has now mandated that all email messages stored in .pst files must be archived online. You need to enable archiving for all mailboxes. How should you complete the relevant Windows PowerShell script? To answer, select the appropriate cmdlet from each list in the answer area.

www.passleader.com

Answer Area

-ResultSize unlimited -Filter

Get-Mailbox
Enable-Mailbox
Get-RemoteMailbox
Get-MsolUser

{{(RecipientTypeDetails -eq 'UserMailbox')}} |

-Archive

New-Mailbox
Enable-Mailbox
Set-Mailbox
New-RemoteMailbox

Answer: www.passleader.com

Answer Area

-ResultSize unlimited -Filter

Get-Mailbox
Enable-Mailbox
Get-RemoteMailbox
Get-MsolUser

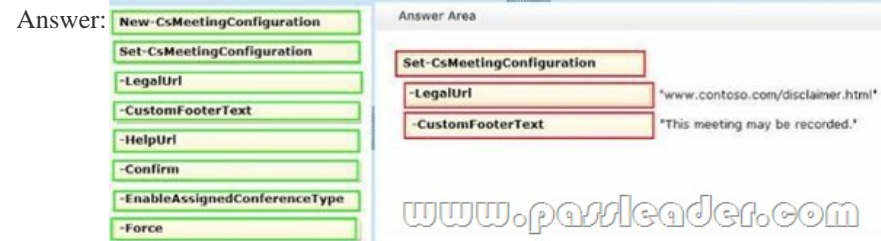
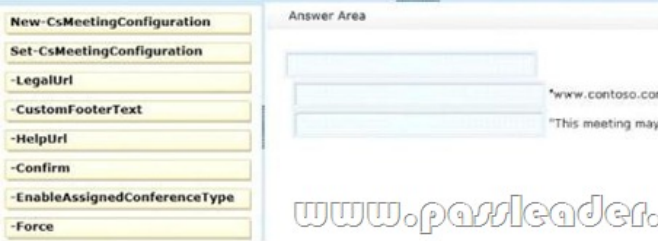
{{(RecipientTypeDetails -eq 'UserMailbox')}} |

-Archive

New-Mailbox
Enable-Mailbox
Set-Mailbox
New-RemoteMailbox

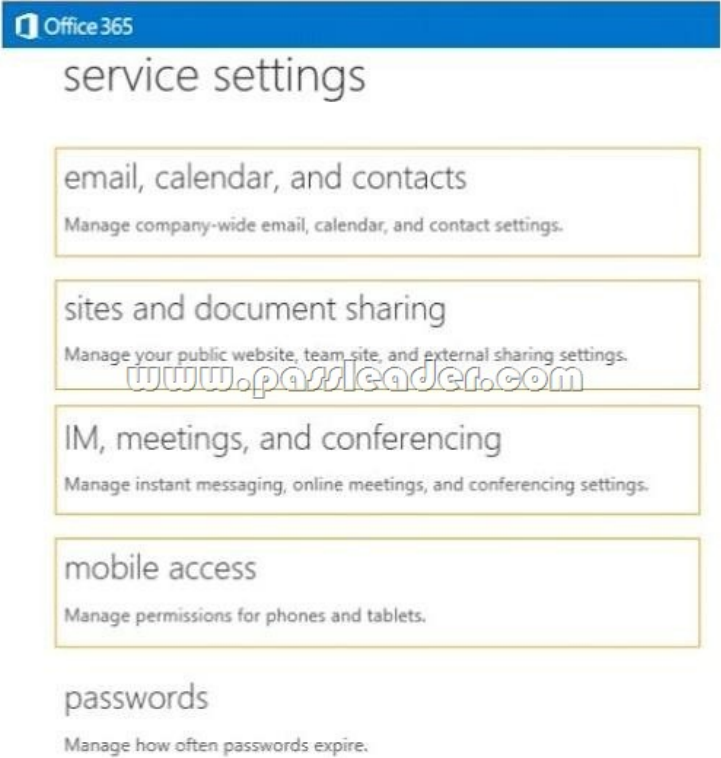
QUESTION 38 Drag and Drop Question You are the Office 365 administrator for your company. The company uses Microsoft Lync Online. Due to compliance changes, the company has established the following new requirements:- All online meeting sessions must include a link to an associated legal disclaimer.- Every online meeting attendee must be informed that communications might be recorded.You need to configure the online meeting settings. How should you complete the relevant Windows PowerShell script? To answer, drag the appropriate command segments to the correct targets. Each segment may be used once, more than once, or not at

all. You may need to drag the split bar between panes or scroll to view content.

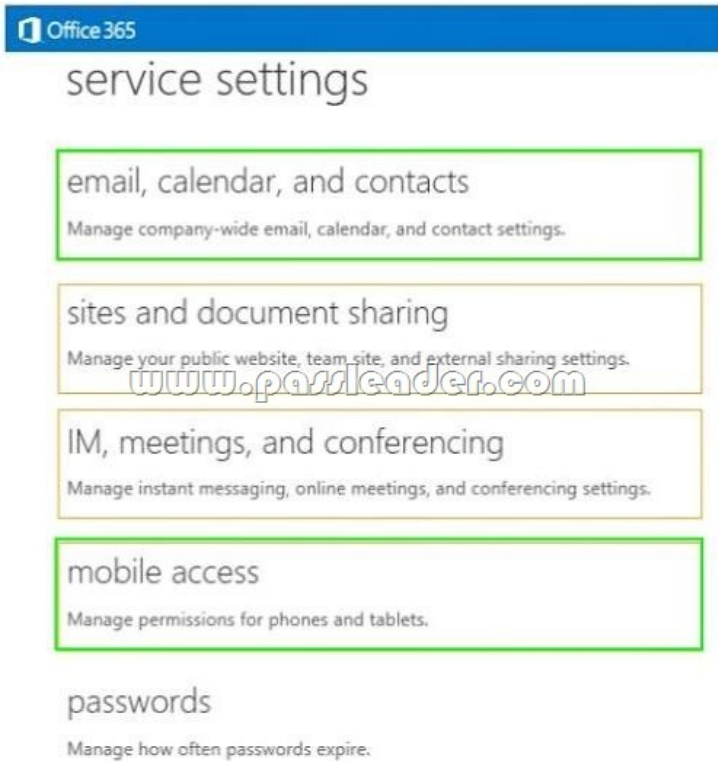


QUESTION 39 You are the Office 365 administrator for your company. Many employees work in remote locations with intermittent Internet connectivity. Employees must be able to access and reply to email messages, and access calendars, even when their devices are not connected to the Internet. You need to ensure that employees can access their Microsoft Exchange content offline. What should you do? A. Configure the Directory Synchronization tool for offline access. B. Deploy and configure the AppFabric Caching service. C. Configure the Microsoft SkyDrive Pro Windows Sync client for offline access. D. Configure Exchange ActiveSync devices. Answer: D

QUESTION 40 Hotspot Question Your company subscribes to Office 365 Small Business. You need to disable all contact synchronization. Which two service categories should you configure? To answer, select the appropriate service categories in the answer area

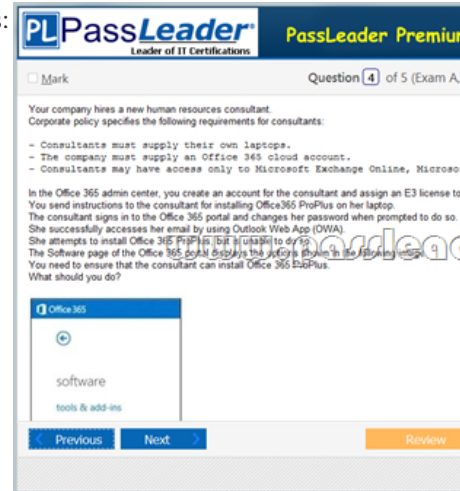


Answer:



Download Free 70-347 PDF Dumps From Google Drive:

https://drive.google.com/open?id=0B-ob6L_QjGLpfjdPREVKszl1Qk92OExLdVF0RjN1QWZldWhhbDEycFZKNzZMMUwtQ1pxeFE (Explanation For Every Question Is Available!) PassLeader 70-347 VCE Dumps Screenshots:



Download New 70-347 VCE Dumps From PassLeader: <http://www.passleader.com/70-347.html> (New Questions Are 100% Available and Wrong Answers Have Been Corrected!!!)